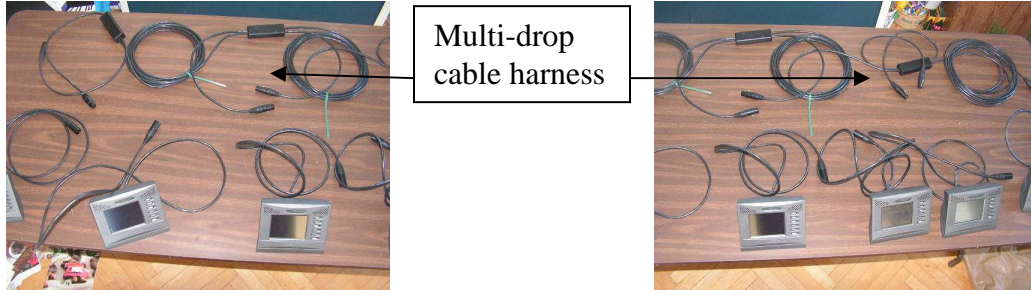



# Setup:

## Judge Panels

1. Place the Judge Panels, Referee Panel, and Video Replay Panel in the appropriate positions.
2. Place multi-drop cable harness along bottom of tables. There are two cables, each with 3 boxes – each box has 2 connections – for a total of 6 connections for each of the cables for these Panels. These cables are in the smallest shipping container.



3. Connect each Panel to the closest 4-pin connector.



Judge panel  
connected to multi-  
drop cable harness


4. Connect the long end of each multi-drop cable to Judge port on the Processor. Use a long 4-pin cable as an extension, if needed. If there are only 5 judges, it often works well to run one multi-drop cable to the 5 judges and the referee, then run only the 4-pin extension cable to the Video Replay Panel.



## Teardown:

### Judge Panels

1. Disconnect each Judge Panel, the Referee Panel, and the Video tagger panel from the multi-drop cables. Wrap and place the panels in the top of the large shipping container.



2. Place the two multi-drop cables in the smallest (Cable) shipping container, along with the long 4-pin cable if it was used as an extension.
3. Put the UPS in the bottom of the large shipping container.

